

pop
we

MATTHEW WEST



ALL IN

GROUND TEAM LEADER 2017

FACILITATOR GUIDE

For Ground Team Training Session

THANK YOU

Thank you, again, for your willingness to lead a popwe ground team in your local area!

By now, your volunteer recruiting efforts are undoubtedly well underway! As a reminder, the goal is to have about 10 people at your training session – or a team of 5-10 at the concert/event. If you have questions or need help with this aspect of your role, please let us know! Don't forget to use the invitation template and Ground Team leader checklist(s) to guide you every step of the way.

We know how busy you are, so we built this Facilitator's Guide to allow you to spend a minimal amount of prep time but still deliver a high-impact session!

A few notes about the session itself:

You have three primary objectives:

- To INTRODUCE your team to popwe,
- To EQUIP your team for a successful concert/event, and
- To INSPIRE your group through the “power of story.”

IMPORTANT: This session is designed to reinforce belief in the POWER OF PRAYER, and to provide the opportunity to learn and practice the “art” of praying over someone. Our hope is that your volunteers will receive and create impact that extends far beyond the night of the concert.

And, don't worry if “training” is not your area of expertise! The session includes several videos, along with small group activities and lots of discussion questions. It's designed to encourage dialogue and build trust among the group.

For example -

- You'll start with an “icebreaker” exercise on the very first slide; even if you know the group well, this helps everyone get into the right mindset for the session.
- The next activities around the power of story create a “safe zone” by asking the group to give their thoughts and reactions to some of Matthew's songs – note, we are building their confidence in sharing with each other before moving into the prayer process.
- Finally, after you share the steps of the prayer process, you will divide them into pairs for a role play. So we start out easy and build as we go.

Be sure to take your time as you work through these exercises to get the maximum impact.

In short, this will not be a night of you talking AT your group; rather, it will be an opportunity for you to facilitate discussion and learning – both theirs and yours!

HOW TO USE THIS GUIDE

- ☐ The facilitator notes are written to help you understand what you should say and do on each slide.
- ☐ When you see text in “quotes” and *italics*, the intention is that we are giving you a script that you could choose to read verbatim. Many of these are transition statements, designed to help you segue from each slide and guide the flow of the session from section to section.
- ☐ You will also see **IMPORTANT KEY POINT** notes in a few places, where we really want to draw your attention to a main point we hope comes across with your group.
- ☐ Our suggestion would be for you to read through this guide one time, from cover-to-cover, prior to the event. Jot down your own notes and reminders. Then, use it during the session – you do not need to try to memorize anything! It is completely appropriate for you to have this book in your hands as you lead the group through your session.
- ☐ If you have any questions or suggestions about the training session, please feel free to contact the popwe team!
- ☐ Thanks again – and have a great session!

Don't Forget!

As you gear up for your training session, remember to use the Training Session Checklist as your guide.



SESSION OVERVIEW

You'll notice from the checklist that we recommend scheduling a 90-minute session. And, before you think, "Wow, that's a big commitment!" – please review the materials. You'll see that with the number of group discussions along with the prayer process role play, the time will absolutely fly by!


Topic	Slides	Approx Time.
I. Introduction and Objectives	1-6	5-10 min.
II. Power of Story	7-10	20-25 min.
III. Roles and Responsibilities of Ground Team		
• Overview of Role, Overcoming Fears	11-15	5-10 min
• Types of Prayer Requests	16-18	10 min
• The Prayer Process	19-24	10 min
• Role Play	25-26	10-15 min
IV. Event Expectations	27-33	10 min
V. Thank You and Closing Prayer	34	5-10 min
		Total: Approx 90 min



*As each has received a gift, use it to serve one another,
as good stewards of God's varied grace.*

1 Peter 4:10

2017 INFORMATIONAL SESSION




2017 - ALL RIGHTS RESERVED.

As a reminder – be sure to play Matthew West's CD, or your favorite Matthew West online streaming station, as guests are arriving to help set the tone for the session.


Greet your team as they arrive and welcome them - introduce yourself to anyone you haven't worked with before.

Once everyone is seated and you are ready to begin, call their attention to the scripture verse at the top of this slide.

Thank them for coming forward to use their gifts to be part of this ministry!




[I. Opening Prayer](#) [II. Watch Video](#) [III. Share](#)



What if there's a greater purpose I could be living right now?

My Own Little World

- Share your name and ONE thing about yourself
- Offer ONE thing that inspired you from the video/song
- Briefly share ONE way prayer has served in your life



I. Begin your session with an opening prayer.

- Open with a prayer of your choice, or feel free to use this prayer – which is actually written into the song “My Own Little World” –

Father, break my heart for what breaks yours. Give me open hands and open doors. Put your light in my eyes and let me see that my own little world is not about me.

- After you lead the group in an opening prayer, click to play the video. It will open in full screen. When the video finishes, it will take you back to this slide.

II. Watch the video of Matthew West’s song – *My Own Little World*

- After the video – you may want to make a comment like: *“If you’re like me, when you saw this video, you saw something of yourself. I asked each of you here tonight because I think you have that same desire that Matthew wrote about in this song – a desire to move outside of our own little world – to help others in need.”*



“Now that we’ve learned a little about each other, here’s what we are going to work to accomplish tonight.”

Read the 3 objectives on the slide.

Click to advance the slide.

Then, please read the following note from the popwe team:

Our ministry is passionate about taking Christian music beyond entertainment. Your desire to help with this local event is tremendous and LIVES WILL BE CHANGED as a result of the prayers that are lifted that night and after. However, we also pray that the team you have assembled will learn meaningful insights during this session that they will then share with family, friends, and others in the community. The power of prayer is truly God’s gift to us. Believing in that power creates miracles on earth. We will spend time on the prayer process and belief in that process later in the session. Thank you for being part of this Ground Team and for helping to make miracles happen!

“Let’s hear more about the story behind popwe from Matthew West.”

- When you click to advance to the next slide, it will automatically launch

“To help INTRODUCE us to the mission of popwe, let’s listen to Matthew West share the story behind his call to build this ministry.”

Play the Intro video.

- Click on the video thumbnail to play the video. (If you click elsewhere on the slide, it will end the slideshow.)

After the video, you may want to say something like:

“Now, let’s take a deeper look at how Matthew West’s ministry, popwe, serves.”

The 4 ways popwe serves

Concert Prayer Ministry

popwe serves with Ground Team members to pray for those who request prayer and further follow up after Matthew West concerts and events

Storytelling Portal

popwe features stories on our website of God's great impact in the world in hopes that others will share their stories with the world.

Ministry Resources

popwe creates a free weekly DAY ONE DEVOS, as well as resources to teach people how to CRAFT. SHARE. and LIVE. a more meaningful story with their lives.

Feeder Foundation

popwe has relationships with other ministries that we partner with prayerfully and financially and are able to refer people to these ministries based on their specific needs and resources.

POPWE.ORG

- The purpose of this slide is so that the Ground Team can be informed about popwe and be able to share that information with those who ask about popwe during the concert.

- Read through each way popwe serves

- You can let your Ground Team members know that they can visit popwe.org for a deeper look into the ways popwe serves and to see the resources we offer.

Now, let's look at what popwe believes.

popwe's Statement of Faith

1. We believe there is one God.
2. We believe that salvation is available to anyone who believes in Jesus.
3. We believe the Bible is the infallible Word of God and the ultimate source of truth.
4. We believe that God still works in our lives in incredible ways.
5. We believe that Heaven is the hope.

WE BELIEVE ...

Pass out copies of the statement of faith to each Ground Team Member.

Because we are representatives of Matthew West's ministry at the concert, it is important for us to know and represent what popwe believes.

Give everyone time to read over the Statement of Faith and read this slide aloud to them. Once everyone has had time to look it over, have everyone sign the Statement of Faith and hand them back to you so that you can keep them and bring them to Pastor Joe West at the show, or you can scan them over to erica@populationwe.com.

- After this slide, you may want to say something like:


"During Matthew's concerts, Matthew shares the inspiration behind many of his songs that have been written based on powerful stories of God's great impact in people's lives. Many members of the audience are affected by these stories in profound ways and will be inspired to seek prayer or help if they can relate to those stories. Let's take a look at one of those stories:"

Power of Story – Example Hello, My Name Is





READ Jordan's story.



LISTEN to MW's song.



SHARE reactions during lightning round.

T A R G E T E D N E E D S

“This story centers around Jordan and the personal challenge that he faced.”

Explain that you will READ Jordan's story, LISTEN to the song it inspired, and SHARE our reactions.

J O R D A N ' S S T O R Y

Example

Hello, My Name Is



JUST IN CASE!

You'll notice this story is included in the Powerpoint presentation. When in slideshow mode, the words are meant to scroll in from the bottom of the screen. If, for some reason, you experience technical difficulties, please read from this copy instead.



“Hello, my name is Jordan and I am a drug addict.” That was the first sentence of this young man’s story. As a two sport all-star athlete in high school, Jordan received a college scholarship to run track and play football at a university in Kentucky. During his sophomore season, Jordan broke his ankle. That is when he received his first prescription to Oxycontin. His addiction quickly took hold of his life and sent him spinning out of control. After two failed drug tests, the university kicked him out and removed his sports scholarships. Jordan had lost everything for which he had worked so hard.


Lost and out of control, Jordan needed help. His parents showed their deep love for their son by courageously entrusting his healing and recovery to Teen Challenge in North Carolina. Teen Challenge is a Christian rehabilitation center with a mission of restoring lives with the hope of Jesus Christ. Jordan said it was during his time in Teen Challenge that he began to realize that God wasn’t done with him yet, and that all of those defeating titles like “addict,” didn’t have to be attached to his name for the rest of his life.

Since his recovery, Jordan went back and got his master’s degree from the very college that kicked him out. Now, he is a teacher, a coach, and a newlywed. And, he has recently felt God calling him into full-time ministry. Jordan says about his identity, “These days I introduce myself a little differently than I used to. Hello, my name is Jordan and I am a CHILD OF THE ONE TRUE KING!”


Let’s listen to the song he inspired right now!

Power of Story –

Example .



Hello, My Name Is



ello, my name is Jordan and I am a drug
ict.” That was the first sentence of this
ung man’s story. As a two sport all-star
athlete in high school, Jordan received a
college scholarship to run track and play
football at a university in Kentucky. During
his sophomore season, Jordan broke his
ankle. That is when he received his first
prescription to Oxycontin. His addiction
quickly took hold of his life and sent him
spinning out of control. After two failed
drug tests, the university kicked him out
and removed his sports scholarships.
Jordan had lost everything for which he had
worked so hard.

Lost and out of control, Jordan needed help.
His parents showed their deep love for their
son by courageously entrusting his healing
and recovery to Teen Challenge in North
Carolina. Teen Challenge is a Christian
rehabilitation center with a mission of
restoring lives with the hope of Jesus Christ.
Jordan said it was during his time in Teen
Challenge that he began to realize that God

T A R G E T E D N E E D S


- A copy of this story is also available in your Facilitator Guide. The words will scroll up on their own (do not click). Either read it out loud or ask the group to read it individually to themselves.
- When you click to advance to the next slide, it will automatically launch into the video for the song.

Power of Story – Example Hello, My Name Is



T A R G E T E D N E E D S

If for any reason you are unable to play the video, you can also launch it from www.vevo.com (search for Matthew West – then select “Hello My Name Is Lyric Video”).



Power of Story – Example Hello, My Name Is



LIGHTNING ROUND

- Offer ONE thing that inspired you from the video/song.

T A R G E T E D N E E D S

Engage in a “Lightning Round” to encourage the group to share their thoughts/reactions to Jordan’s story.

IMPORTANT KEY POINT: Close the discussion by summarizing the key take-aways from the lightning round. For example – you might say something like:

“Although Jordan’s story is personal to his struggle with addiction – even if we haven’t faced that specific challenge in our own lives, we each have our own challenges to overcome. My hope is that you feel inspired by his will to overcome and his belief that God saw something more for him.”

Jordan is living proof of the power of story. Through Jordan’s decision to act and the courage to share, Jordan’s story has impacted and inspired others to do the same.”



"Now that we've introduced you to popwe, and been inspired by the "power of story" – let's shift into our next objective for our session: EQUIPPING you to serve at our upcoming concert/event."


YOUR STORY, HIS GLORY

- **ENCOURAGE** individuals to trust that God is the author of their story
- **PRAY** for those who request prayer during or after the show
- **REMIND** everyone to sign up at popwe.org for complimentary access to DAY ONE DEVOS
- **ENGAGE** with concert goers and be equipped to share how popwe serves and what resources we offer

PRAY

Together, we will review -

- Prayer Resources
- Trouble-shooting
- Follow-through



MATTHEW WEST

ALL IN

Love the Lord your God with ALL your heart
and with ALL your soul and with ALL your
strength and with ALL your mind
Luke 10:27

popwe

PRAYER PROCESS

I. GIVE THANKS to God for bringing you together

II. ASK FOR GOD'S HELP and guidance for (name)

• Pray for strength, hope, guidance, wisdom and/or peace

III. READ A VERSE from those provided in the prayer booklet

IV. LIFT YOUR PRAYER in the name of the Father, Son and Holy Spirit. Amen.

Trust in the Lord with all your heart, and lean not on your own understanding.
Proverbs 3:5

First Name Last Name

Email Age

Phone Date

Show City State

Tonight I...
 Accepted Christ as my Savior Made a new commitment to Christ
 Am allowing the healing to begin Am looking for a church home
 Need prayer for: I would like to sign up for DAY ONE DEVOS ☐

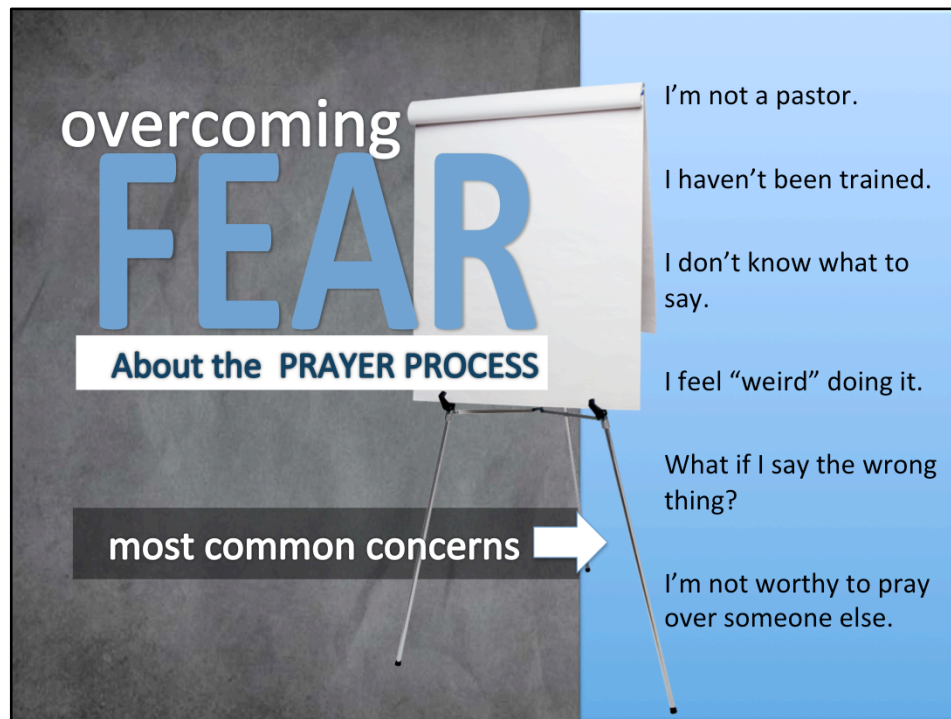
Please write your prayer request here:

Note: this information is collected so that we may better serve your specific needs. Please take a moment to fill in the back of this card with any other prayer requests you may have.

Ground Team Members play a vital role at our concert. While there are many ways the Ground Team will serve, we emphasize two main roles:

- To pray with concert-goers who come forward during and after the show.
- Engage with concert goers in a meaningful way

“The primary focus of our role as a Ground Team is to pray with those who come forward. As we discussed earlier, this process can change lives and we hope that you will take what you learn during this session and share with others.”



“Before we talk about HOW we should pray over others – let’s first talk through some of the potential fears that could be associated with this ministry.”

Note to Facilitator: The goal on this slide is to reassure the group that any fears they might have are totally normal – and shared. Through the next few slides, you will help them realize how they can easily overcome any fears they may have.

- Optional Activity -

If you have a flipchart available, ask the group to brainstorm a list of potential fears about a prayer ministry. This allows them to voice their own concerns. Once you have a list of 5 or so items, click to display the list in the blue box. Most likely, the two lists will be very similar.

If you choose not to do the optional flipchart activity –

Click to display the list in the blue box and discuss. You should expect to see a lot of heads nodding as you talk through this list of common fears/concerns.

Note that the last item on the list “I’m not worthy to pray over someone else” highlights in red as this is the most common and least likely to be voiced. The next slide bridges the last concern and seeks to overcome it.

Angels don't
have to have
wings -

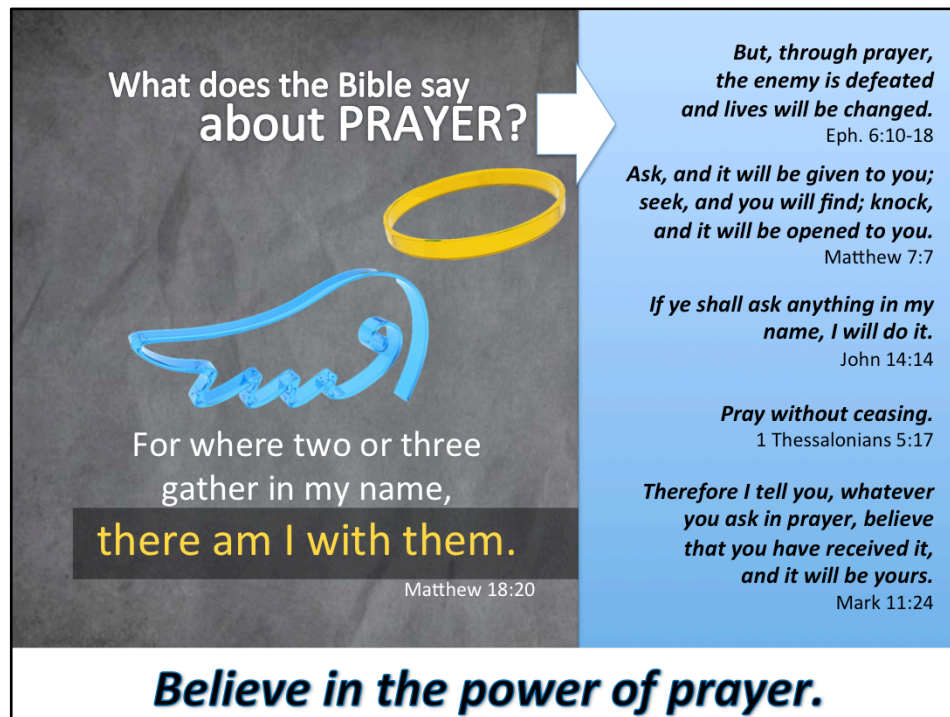


*Sometimes they are just
ordinary people who come into
our lives at the right time.*

God does not call the qualified, He qualifies the called.

Remind the group that God does not call the qualified – He qualifies the called.

“Each of us is not only worthy of praying over someone – but in fact, God has called us to prayer through scripture.”



What does the Bible say about PRAYER?

For where two or three gather in my name,
there am I with them.
Matthew 18:20

But, through prayer, the enemy is defeated and lives will be changed.
Eph. 6:10-18

Ask, and it will be given to you; seek, and you will find; knock, and it will be opened to you.
Matthew 7:7

If ye shall ask anything in my name, I will do it.
John 14:14

Pray without ceasing.
1 Thessalonians 5:17

Therefore I tell you, whatever you ask in prayer, believe that you have received it, and it will be yours.
Mark 11:24

Believe in the power of prayer.

Read the scripture passages aloud or let the group read them silently to themselves.

- Optional Activity -

Allow the group to silently read through the list of scriptures. Ask each member of your group to share which passage stands out most to them and why – or if they have another scripture passage about prayer that is especially meaningful to them.

IMPORTANT KEY POINT!

CLICK to animate the slide (the question “*Do you believe in the power of prayer*” appears). Close with a discussion around the following:

So we really have two questions we each need to answer:

1. Do I feel I am qualified to pray over someone else? (By this point, everyone should be able to answer “yes” to this one!) Again, we are saying “qualified” not yet equipped which we will learn next.

And then – more importantly -

2. Do I believe in my heart that my prayers are being heard? *Do I truly believe in the power of prayer?*

Even if you have a bit of lingering doubt about your answer to #1 - if your answer is a resounding “yes” to this question, then you are **ABSOLUTELY** qualified!


% of Prayer Requests by Category

60-70%

General Request(s)

Use traditional prayer process.

Examples include: fitness, marriage, healthy pregnancy, safety of family, etc.



“So we’ve addressed some of the the potential fears – about not being qualified or worthy for this ministry. However, there may also be a bit of a ‘fear of the unknown.’ We don’t know what types of prayer requests people may bring forward. So let’s review what’s been the experience of other popwe Ground Teams in this ministry.”

Explain that based on past experience, the vast majority of requests will be “general requests” – such as these. Many of us may pray for these types of things every day in our own lives.

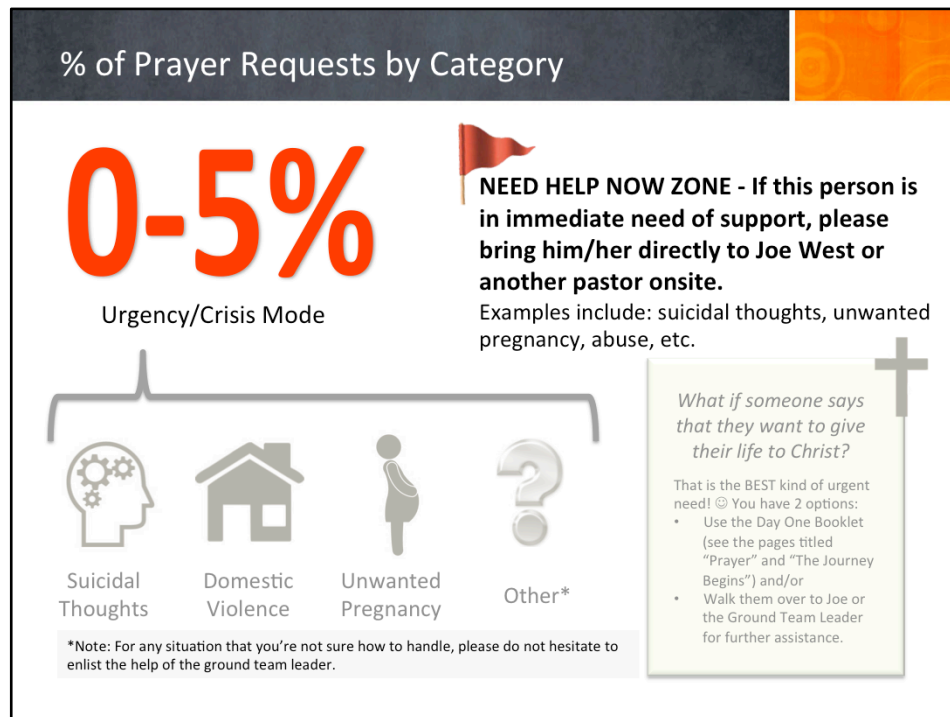
For these types of requests, you will use the traditional prayer process – which we will teach you in just a few minutes.



Explain that a smaller portion of the prayer requests that come forward may be more targeted – such as the examples we see here.

For these requests, you will use the traditional prayer process – with a couple of important additions.

- If you have any available local resources that could be helpful (e.g. cancer support group, addiction counseling, etc), be sure to mention these and provide additional information as appropriate.
- When we walk through the prayer process, we'll look more closely at the Day One booklets. These will be provided as a take-away to each person you pray with – and they include a tear-off card at the back. This card provides a place for them to fill in their contact information – which can allow Pastor Joe West and the popwe team to follow-up, as needed.



"Now I know what you are thinking... 'But what if I get the exception to these rules?'"

Explain that there is an exceptionally small chance that you may have someone come forward with a more urgent need – someone who is really in a crisis mode.

If this is the case – you simply explain that you want to bring their request to another team member who might be better equipped to help them. And then walk them over to _____.

Note to Facilitator: You need to fill in the blank with the right name(s) for your event. This could be Pastor Joe West and/or it could be a pastor from your church. If you are unsure of who would be the right person for your event, contact Pastor Joe West to talk further.

Explain that there is another need they may see that is URGENT in the best way possible. Talk through the two options outlined on the slide for someone who comes forward wanting to accept Jesus into their heart for the first time.

Pause here and ask for any questions or reactions to the type of prayer requests they might expect.

Overview of Prayer Process

I. ASK 3 opening questions.

- Ask follow-up questions, as needed.
- Goal is to be able to make your prayer personal.

II. PRAY together.

- Use provided prayer template(s), if desired.

III. PROVIDE a copy of the ALL IN booklet and prayer card.

- Ask them to fill out the prayer card and return to you.



“Now that we are convinced that we are the right people for this calling – and we know a little more about what types of prayers we might be asked to provide, let’s walk through the simple 3-step process that we’ll use to pray.”

“When we talk about “praying over someone” – some of us may be able to visualize exactly how we would do that. But for others, having a simple process that we can use will help us feel more comfortable and confident in this role.”

Review the three steps on the slide, and explain that in the next few slides, you will dig deeper into each step.

Again, this process is meant to guide and create confidence, not to limit or confine.

Part I: Opening Questions

- ① Introduce yourself and ask their name.
- ② Ask about their experience at the concert/event.
- ③ Open a dialogue.
 - Is there anything in particular the God put on your heart tonight?
 - Is there anything that you would like to pray about together?



- As they begin to share, guide them to a quiet place; you want to be visible, but private.
- Position yourself so that your back is to the crowd.

Explain that Step I is to ask three opening questions.

Review the questions on the slide. Stress that this opening is intended to be very conversational and to minimize any potential awkwardness as an individual comes forward.

Remind the group that just coming forward may be a very big step for some – so we want to be welcoming and approachable.

Part I: Guidelines for Follow-Up Questions (continued)



Objective(s):

- Uncover the REAL concern; many start in the safe zone
- Get specific enough to offer up a prayer; move to Level II

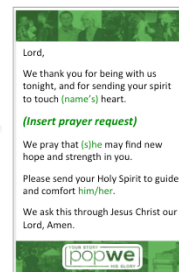
LEVEL 1 – Sample responses to your opening question

- I'm going through a tough time.
- I'm worried about my child.
- I'm struggling right now in my marriage.
- I have a health issue.

LEVEL 2 – Sample replies you could offer

- I'm sorry to hear that...can you tell me a little more?
- That must be hard. What sort of guidance or help would you like to ask God for tonight?

Note: Once you feel you have a good understanding of the need – engage in the prayer process.



Explain that as you open a dialogue with your third question – some may start at what we've dubbed "Level 1" or the "safe zone." Meaning, they may give you a very general/broad response.

Your goal then is to ask a few follow-up questions to gather enough information that your prayer can be more personal.

Read through the sample responses under Level 1, and the sample replies under Level 2.

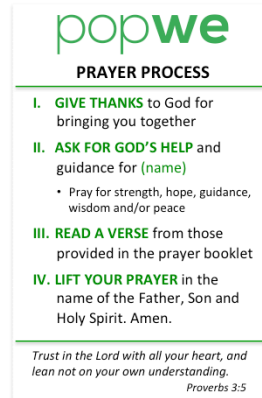
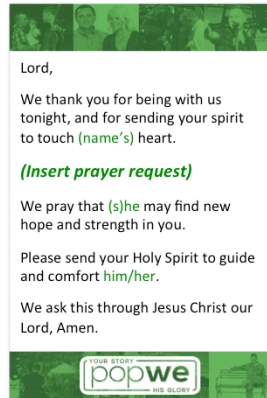
You may shift into role playing a scenario right here – such as:

Let's say a man comes forward. You introduce yourself and find out his name is Mike. You ask him – "Is there is anything in particular you would like to pray about together?" And they respond, "Yes – I'm going through a tough time right now." You don't want to launch right into a prayer – "Lord, please help Mike, as he's going through a tough time." You want to ask him to tell you a little more – encourage him to share what he's struggling with – so that your prayer can be most meaningful for him."

Once you feel that you have a good understanding of their need, shift to Step II – Pray Together.

Part II: Pray Together

Use the customizable “scripted” prayer, or the “outline” prayer.
Or, if you are comfortable, pray in your own words.



CONCLUDE WITH—

Thank you for coming forward to pray. Before you leave, I'd like to provide you with a resource that we hope will help you continue on a prayerful path...

Have each person take out their Prayer Card.

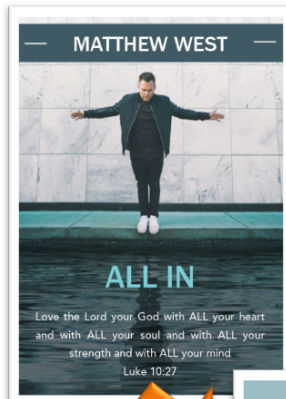
- Read the two prayer options out loud – the “scripted” prayer on one side, and the “outline” prayer on the other.

Explain that if they find it helpful, the intent is for them to carry this card with them and hold it in their hands as they pray. (They need to keep this card for use during the event.)

Remind the group members that it is absolutely fine for them to pray in their own words if they are comfortable doing so.

After they pray, they should transition to the final step of the process (see language at bottom of slide).

Part III: Provide the ALL IN Booklet



- Provide a copy of the booklet; this is for them to take home.
- Note: These will be available the night of the event

You may also want to call their attention to the pages titled:
Daily Strength • Prayer • The Journey Begins



Explain that Part III is to provide a copy of the DAY ONE booklet as a take-away

- This resource is designed for the individual to read on their own after the show/event. It provides them with a guide to continued prayer as well as several scripture verses that they may find helpful.

Ask each person to take out their copy of the booklet. Briefly walk through each page together so that everyone is familiar with the resource.

- You may want to give special focus on the pages listed on the slide (Daily Strength, Prayer, and The Journey Begins). These are pages that the Ground Team Members may want to point out to the individual they are praying with, based on their needs.
- Remind the group that they can have this copy for themselves and that many more will be available the during the event for them to distribute.

Part III: The Prayer Card

ALL IN
Prayer Needs

Thank you - we will add your requests to our master prayer list.
Please also consider sharing your story online at popwe.org.
YOUR STORY. HIS GLORY.

First Name Last Name
Email Age
Phone Date
Show City State
Tonight I...
☐ Accepted Christ as my Savior ☐ Made a new commitment to Christ
☐ Am allowing the healing to begin ☐ Am looking for a church home
☐ Need prayer for: ☐ I would like to sign up for DAY ONE DEVOS
Please write your prayer request here:
Note: this information is collected so that we may better serve your specific needs. Please take a moment to fill in the back of this card with any other prayer requests you may have.
For further prayer, support or counselling, please visit popwe.org
popwe.org
A MATTHEW WEST MINISTRY

Note: Any specific prayer requests will be added to our master prayer list

[Name] – it was great to meet you. I will keep you in my prayers. May God bless you!

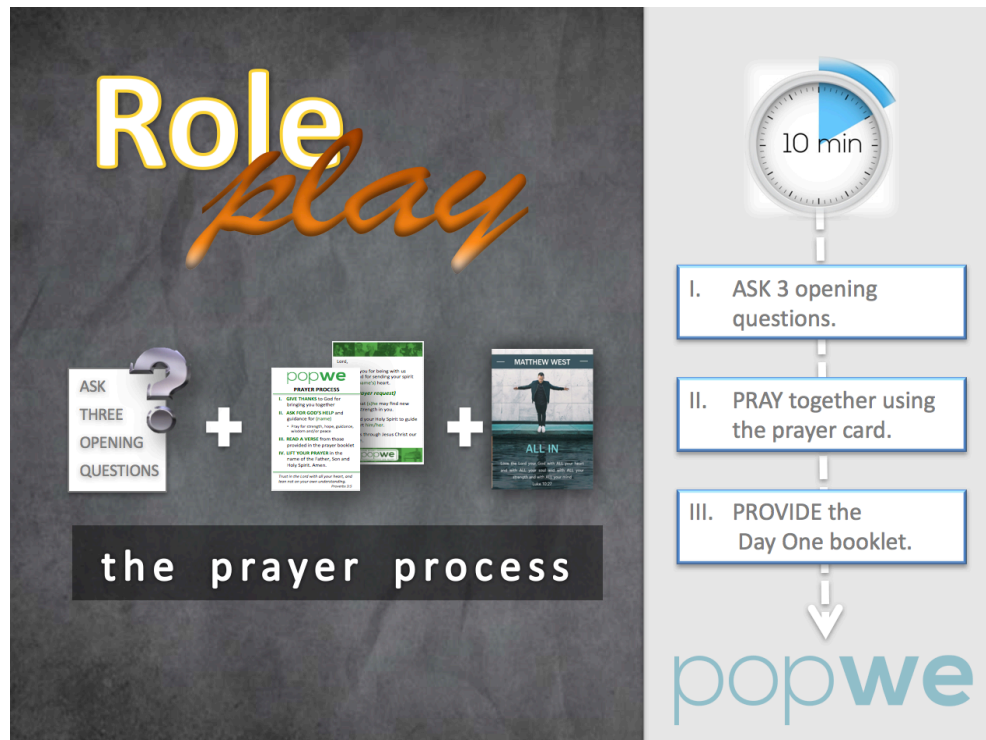
Finally, stress the importance of having each person they pray with complete the prayer card.

Explain that:

- This card provides a way for the popwe team to follow-up with individuals as needed. This information will not be shared outside of popwe.
- Each Ground Team member will be given a popwe apron to wear the night of the concert/event. The apron has pockets for their supplies – their individual prayer card, the ALL IN booklets, and a pen.
- Once they've given the prayer card and briefly explained its purpose, they should hand the individual a pen and ask them to complete the card before they move on to pray with another individual.
- At the end of the night, the Ground Team Leader will collect all of these cards and give them to Joe West (or another member of the popwe team).

Explain that once the candidate has completed the card, the ground team member can close by saying something like (read the line on the bottom of the slide).

Pause here to ask what questions the group may have about the 3-step prayer process.



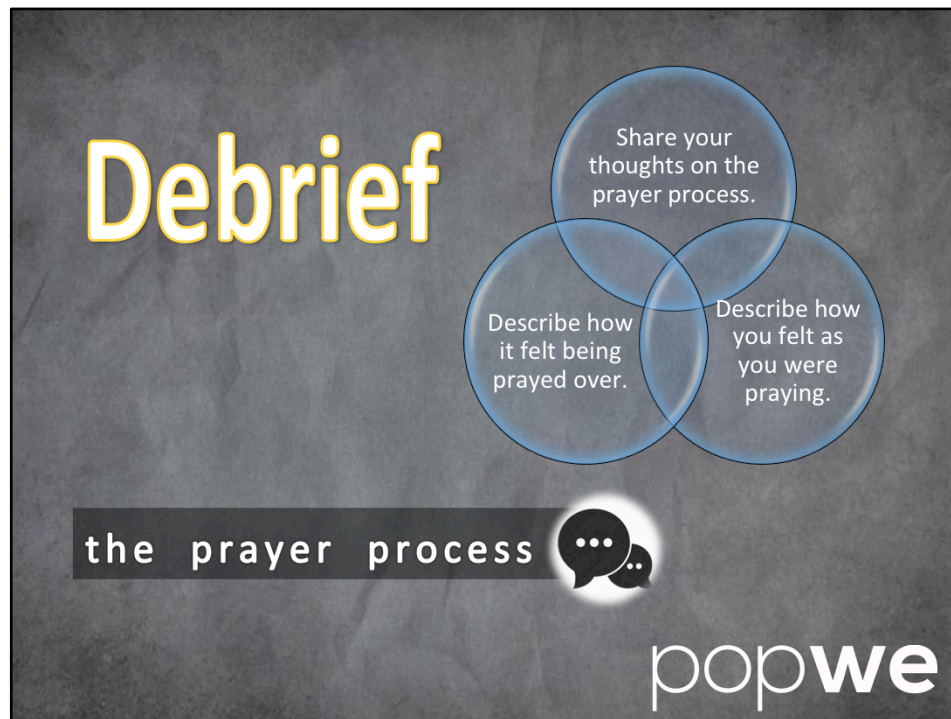
“Now that we understand the 3-step prayer process, let’s try it for ourselves. A role play will give us a chance not only to “practice before the real thing” – but it will also give us the opportunity to experience what it FEELS like to be prayed over. ”

Divide your group into pairs. (If there are an odd number of people, you can be a partner to one.)

Explain that:

- They should choose who will be the Ground Team Member and who will be their person being prayer over. (They will each have a turn to play each role.)
- They should role play the 3-step process as if they had just met after the concert.
- If you are the person being prayed over, offer something real in your life that you’d like to pray for.
- They should switch roles in about 5 minutes.
- After we’ve each played both roles, we’ll come back together as a large group and talk about our experience.

IMPORTANT KEY POINT: *“Remember: It’s less important whether you use all the right words, but more important that your belief in the power of prayer comes through behind your words!”*



Spend a few minutes to debrief the role play using the three discussion starters on the slide.

IMPORTANT KEY POINT:

Here's what we hope you hear in your debrief!

- The 3-step process is simple to remember and feels very natural.
- It felt good to pray for someone – and it felt even better to have someone pray for me!
- I could use this 3-step process with my spouse, children, in other church groups – this was really worthwhile!

Additional Roles of the Ground Team

Our wish is that every member will be able to pray with those who need prayer during and after the concert. There are also other ways the Ground Team will serve, in addition to prayer, beforehand and during intermission at the concert.

1. **Chalk Wall** – some Ground Team members will help facilitate guests who wish to write on our Chalk Wall. They can write their identities on the “Hello My Name Is” side and prayer requests on the back side!
2. **iPad Sign Up** – one team member will carry around an iPad asking people if they would like to sign up for DAY ONE DEVOS. An iPad tutorial will be located online.
3. **Merch Bags** – Ground Team Members will help pass out bags that give some info about popwe and the resources we provide to concert goers.
4. **All In Stories** – One Ground Team member will help facilitate the iPad collecting “All In” stories that will serve as inspiration for others and will be features on some of our devotions. Ryan, our fan engagement manager, will be on site to explain how it works.



These additional responsibilities will enable our Ground Team members to engage concert goers in a meaningful way. Read each description of the additional responsibilities that will occur before the show and during intermission.

Then, choose two people who feeling comfortable working on the ipads for #2 and #4, and email the names of those people to erica@populationwe.com so she can be in touch with them with further instructions.

Event Expectations

- Your admission is free; please purchase tickets for family and friends.
- Please arrive 15 minutes before “doors open.”
Note: Doors typically open one hour before the show start time.
- Assemble as a group for our pre-concert huddle.
- Receive your individual name tag and green apron.
- Collect a small supply DAY ONE booklets, pens, and your prayer card.
- Locate the place you will stand after the concert.
- Enjoy the show!



“Let’s finish our session with a few important logistical items...”

Read through the Event Expectations listed on the slide.

Your group may have questions – so we’ve tried to answer the most FAQs on the next few slides.

- If you are asked a question that you aren’t sure of the answer to – please reach out to the popwe team and we’ll help you find out!

Event Expectations

Q&A

Q. Can I sit with my family/friends during the show?

A. Yes, please do. The exception will be in venues with assigned seating.

popwe ground team

Be sure to know your venue and whether seats are individually purchased or if the tickets are general admission.

Event Expectations

Q&A

Q. What if no one comes to me after the show for prayer?

A. Every show is different. If no one comes to you, find another team member and assist them. Or if you see a group of people waiting for autographs or merchandise, feel free to engage them in a conversation about **popwe** and the “power of story.” And - we hope that learning the prayer process is a gift, and one that we hope you use well after the show.

pop**we** ground team

Depending on your group and your interest, you may even consider hosting a post-session event in the days following the show. It would be great for the members to share what they learned, how they felt, places they’ve used the prayer process outside of this event, etc.

Event Expectations

Q&A

Q. Will we get to meet Matthew and the band?

A. MW is very appreciative of you serving this ministry and will do everything he can to spend time with the team in prayer ahead of the show. However, there are times when circumstances may prevent him being able to join you.

pop**we** ground team



Event Expectations

Q&A

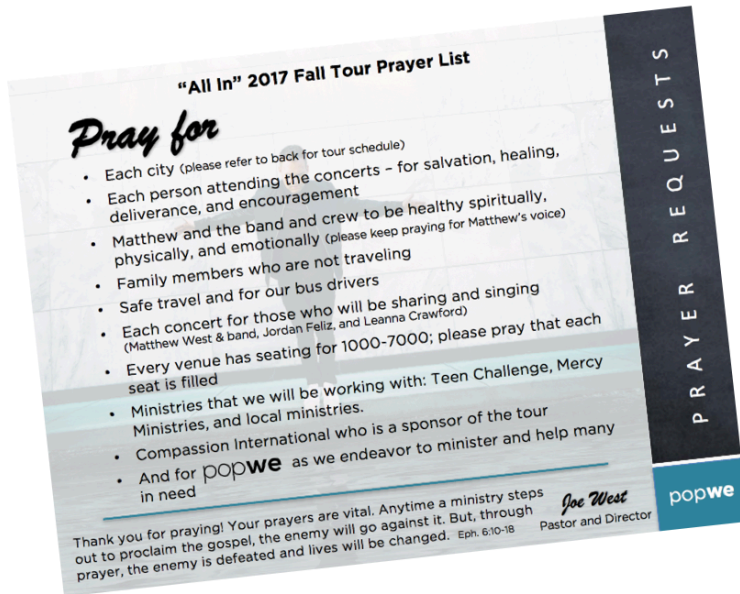
Q. Are all of the volunteers with popwe?

A. No. It takes many hands to make a concert work and there will be volunteers for the merchandise table, ushers, employees of other non-profit ministries, etc. Look for the green aprons to find our group.

popwe ground team



2017 Prayer Requests




- **TAKE A COPY** of these prayer requests as you leave the session.
- **PRAY THESE PRAYERS** everyday leading up to the concert.
- **BELIEVE** that God will touch the hearts and minds of those attending!

THANK YOU!

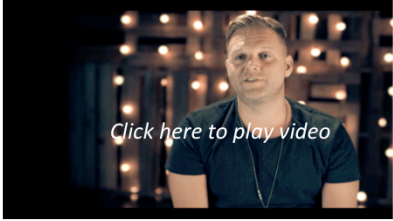
"Before we conclude, I'd like to call your attention to one last item. Since our ministry is focused on prayer – it seems only fitting that we would each commit to praying every day between now and the concert/event."

Ask everyone to take out their copy of the Prayer Requests sheet. Explain that this is a list of prayers that we are asked to lift up each day.

"Perhaps most importantly – let's commit to praying that God will touch the hearts and minds of all those who attend the event – including each of ours!"



I. Watch Video II. Debrief III. Closing Prayer



THANK YOU FROM MATTHEW WEST

- Share ONE reflection about this session
- Continue to lift up the popwe prayer requests
- Practice the prayer process; share this gift with your loved ones

*Then I heard the voice of the Lord saying, "Whom shall I send? Who will go for us?"
And I said "Here I am. Send me."* Isaiah 6:8

I. Let me share one final video message from Matthew.

- Click on the video thumbnail to play the video. (If you click elsewhere on the slide, it will end the slideshow.)

II. Debrief by:

- Asking each person to share ONE reflection about this session.
- Reminding everyone to continue to lift the popwe prayer requests.
- Asking each person to practice the prayer process with others, especially their loved ones.

III. Close in prayer. You may use the following prayer, which includes several of the prayer requests from the handout – or you can pray your own.

Lord, we thank you for bringing us together and calling us to this ministry. We truly believe that you hear and answer our prayers. We ask for your blessings for:

- Our upcoming Matthew West show – and all of the upcoming shows on his fall tour – that you may show your presence to all who attend..
- Those who will attend – that they may experience salvation and healing